

KEY FEATURES

- Switching Power Module for PCB Mountable
- Fully Encapsulated Plastic Case
- Universal Input Range 90-264VAC, 47-440 Hz
- Regulated Output and Low Ripple and Low Noise
- Isolation Class II
- Small Size: 2.06 x 1.07 x 0.93 Inches
- Screw Terminal For Optional
- CE, CB, UL Approval
- 2-Years Product Warranty

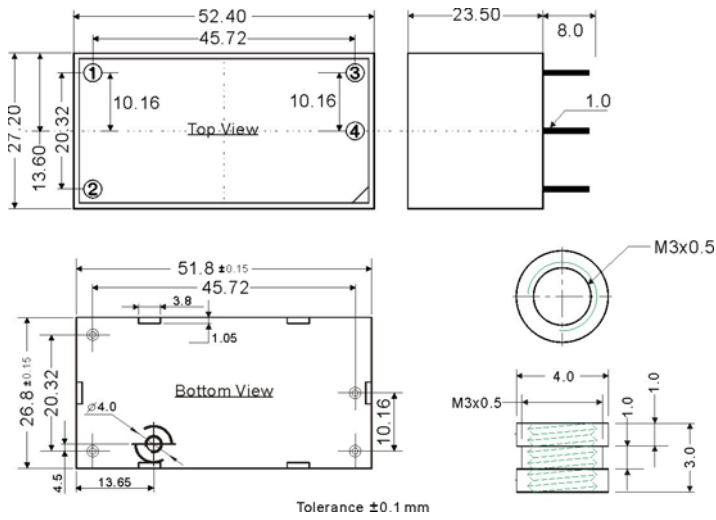


ELECTRICAL SPECIFICATIONS

Model No.	AFC-3.3S	AFC-5S	AFC-12S	AFC-15S	AFC-24S
Max Output Wattage (W)	10W	10W	10W	10W	10W
Input	Voltage				
	90-264 VAC				
	Frequency (Hz)				
	47-440 Hz				
	Current (Full load)				
220 mA max. (115 VAC) / 150 mA max. (230 VAC)					
Inrush Current (<2ms)					
10 A max. (115 VAC) / 20 A max. (230 VAC)					
Leakage Current					
0.25 mA max.					
Output	Voltage (V.DC.)				
	3.3V				
	5V				
	12V				
	15V				
	24V				
	Voltage Accuracy				
	±2%				
	Current (mA) max				
	2500				
	2000				
	833				
667					
417					
Line Regulation (LL-HL) (typ.)					
±0.3%.					
Load Regulation (5-100%) (typ.)					
±0.5%.					
Minimum Load					
0%					
Maximum Capacitive Load					
75000 uF					
40000 uF					
8500 uF					
3500 uF					
1200 uF					
Ripple					
<0.2% Vout +40mV max (Vp-p)					
Noise					
<0.5% Vout +50mV max (Vp-p)					
Efficiency					
74%					
79%					
82%					
78%					
80%					
Hold-up Time					
15 ms min.					
Switching Frequency					
125 kHz					
Protection	Over Power Protection				
	Hiccup technique, auto-recovery				
	Over Voltage Protection				
Zener diode clamp					
Short Circuit Protection					
Hiccup mode, indefinite (automatic recovery)					
Isolation	Input-Output (V.AC)				
3000V					
Environment	Operating Temperature				
	-25°C...+70°C (with derating)				
	Storage Temperature				
	-40°C...+85°C				
	Temperature Coefficient				
±0.02%/°C					
Humidity					
20-85% RH					
MTBF					
>330,000 h @ 25°C (MIL-HDBK-217F)					
Physical	Dimension (L x W x H)				
	2.06 x 1.07 x 0.93 Inches (52.4 x 27.2 x 23.5 mm) Tolerance ±0.5 mm				
	Case Material				
	Plastic resin with Fiberglass (flammability to UL 94V-0)				
Weight					
54 g					
Cooling Method					
Free air convection					
Genera	Vibration				
	10-55 Hz 0.5 mm width/ 1 minute cycle				
Shock					
20 G (3 directions each 3 times.)					
Safety	Agency Approvals				
UL/cUL, CE, CB					
EMC	EMI (Conducted & Radiated Emission)				
	EN 55022 class B				
EMS (Noise Immunity)					
EN 55024					

All specifications valid at nominal input voltage, full load and +25°C after warm-up time unless otherwise stated.

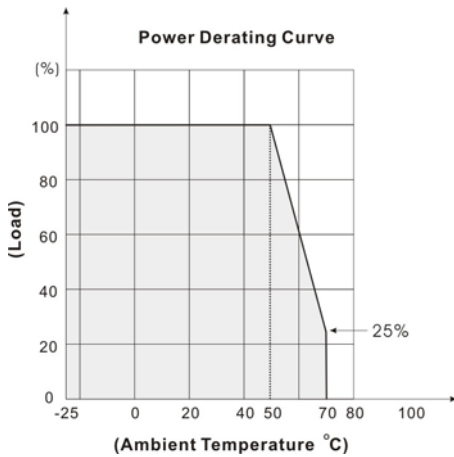
MECHANICAL DIMENSION (Top View)



PIN#	SINGLE
1	AC IN (N)
2	AC IN (L)
3	+DC OUT
4	-DC OUT

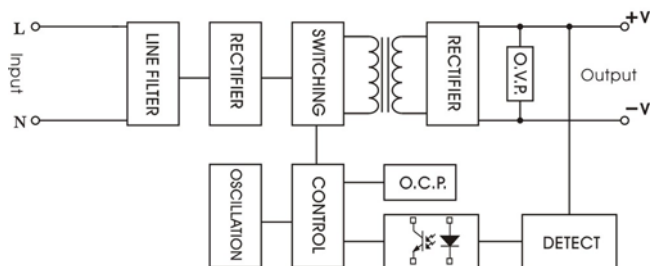
Maximum Torque 1.2 (kgf.cm) (N.m)

DERATING



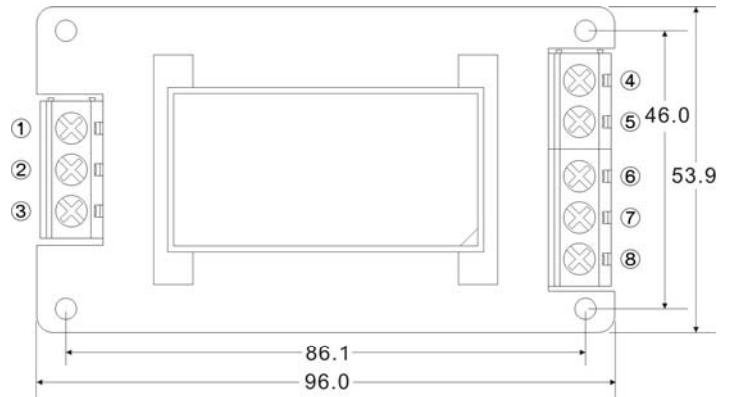
BLOCK DIAGRAM

Single Output

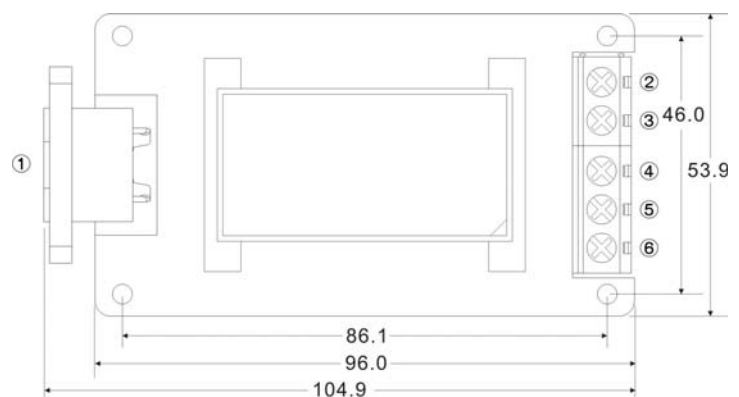


SCREW TERMINAL
AFC-A2


PIN#	Single
1	NO CONNECT
2	AC IN (N)
3	AC IN (L)
4	NO CONNECT
5	+DC OUT
6	-DC OUT
7	NO CONNECT
8	NO CONNECT


AFC-A3


PIN#	Single
1	AC IN
2	NO CONNECT
3	+DC OUT
4	-DC OUT
5	NO CONNECT
6	NO CONNECT



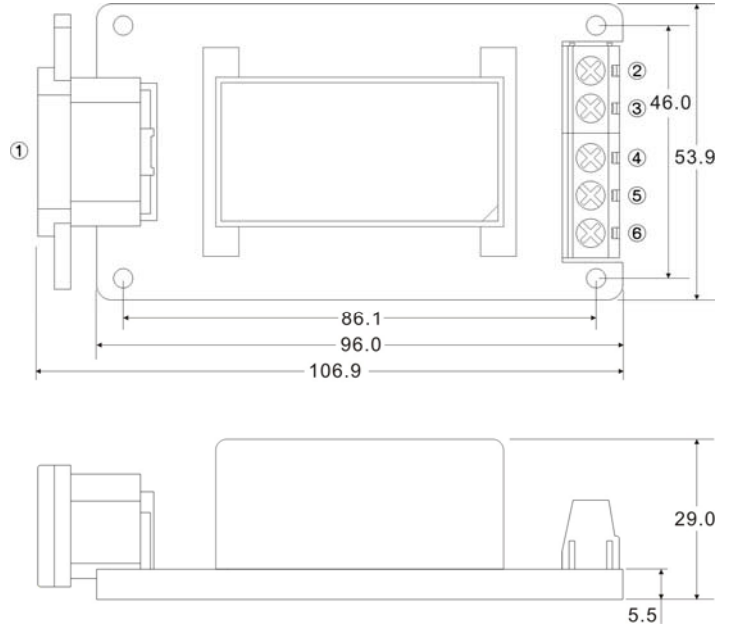
AFC SERIES

10 Watts

AFC-A4



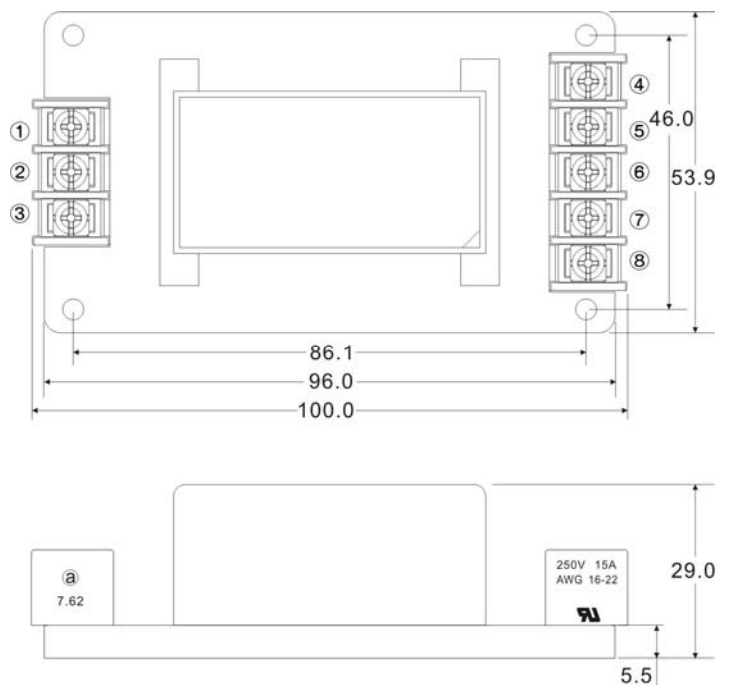
PIN#	Single
1	AC IN
2	NO CONNECT
3	+DC OUT
4.	-DC OUT
5	NO CONNECT
6	NO CONNECT



AFC-A5



PIN#	Single
1	NO CONNECT
2	AC IN (N)
3	AC IN (L)
4.	NO CONNECT
5	+DC OUT
6	-DC OUT
7	NO CONNECT
8	NO CONNECT



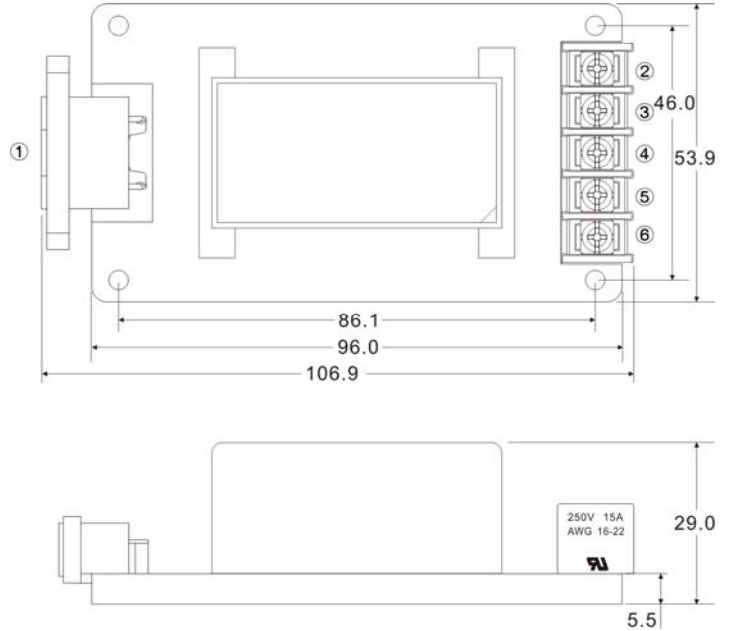
AFC SERIES

10 Watts

AFC-A6



PIN#	Single
1	AC IN
2	NO CONNECT
3	+DC OUT
4	-DC OUT
5	NO CONNECT
6	NO CONNECT



AFC-A7



PIN#	Single
1	AC IN
2	NO CONNECT
3	+DC OUT
4	-DC OUT
5	NO CONNECT
6	NO CONNECT

